



SANT NISCHAL SINGH PUBLIC SCHOOL, YNR
CLASS -I





Summer Vacation is an exciting time for students to relax, unwind and enjoy their break from school. It provides an opportunity to recharge, explore new activities and spend quality time with family and friends.

We wish you have a great summer vacation full of joy and sunshine. Have a great time and don't forget that we will be waiting for you back with a bunch of photos from the summer trip.



“Success is the sum of small efforts repeated day in and day out”

Dear Parent

Summer Vacation is a time for the children to enjoy and relax. These days are precious and valuable and can be made most from, if judiciously used. We should always remind ourselves that children will not remember us for the gifts we shower upon them but will always cherish the time we spent with them. Its time to nurture young minds, inculcate moral values and narrate family anecdotes to keep them in touch with their roots.

- Encourage your child to cultivate the reading habit.**
- Converse regularly with the child, preferably in English.**
- Encourage your child to take up yoga or any other form of healthy activity during the vacation.**
- Involve children in household chores.**
- Enjoy walking with them in parks and appreciate the beauty of nature.**

Few tips to make the vacation a fruitful time for your child.

LEARNING BY DOING

- Arranging the bag according to the time table.**
- Wearing school uniform and taking care of belongings.**
- Polishing shoes and tying shoe laces.**
- Memorize home address and mobile number of parents.**
- Keep surroundings clean and things well organized.**
- Spend quality time with grandparents and make them feel important.**
- Use magic words like thank you, please, sorry and excuse me quite often.**

General Instructions:-

- **Bring holidays' homework in a well decorated folder.**
- **We are not expecting a work of art completed by parents, just help your ward and encourage him/her to do the task on their own. Only original work by the child shall be acknowledged.**
- **Project / Homework will be assessed and awarded on the basis of neatness and creativity.**
- **Revise all the work done in class till date.**
- **School will re-open on 4th July.**
- **Submit your homework on 8th July.**

CREATE A SUMMER DIARY

Encourage your child to keep a summer diary, to paste photographs of special days during summer vacation and write about them.

ENGLISH

Gateway to good handwriting

It is rightly said that good handwriting tells us about personality of a person so help your child to -

- Write ten pages of calligraphy in separate English notebook. (reference cursive sheet attached below)

Creative Corner

I) Books are our best friends

Read some interesting moral stories and make summer time a memorable and an enjoyable one. Pick up your favorite story. Depict any one famous character from the story on A3 size sheet and write the following information about it.....

- 1) Title of the story.
- 2) Name of the character you liked the most.
- 3) Moral of the story.
- 4) Why did you like that particular character?




II) Vocabulary Building

Help your child to read newspaper daily. Pick up 10 naming words (nouns) from it and write them in separate English notebook.

III) Words to Know

R I A



Rabbit Ice Cream Apple

Write your full name in capital letters. Then make a wall hanging of naming words (with pictures) using each letter of your name as shown in the illustration above.

MATHS


I) Fun with Shapes

Make a scenery using different geometrical shapes on A4-size sheet. Then decorate it using 2D shapes objects (like bindi , bangles, mirror of different shapes, studs ,stars etc) and laminate it .

EVS

I) Dress me up

Draw a boy or a girl on A3 size sheet and decorate his/her dress using different material and laminate it.



Happy Father's Day

“A dad is someone who holds you when you cry, scolds you when you break the rules, shines with pride when you succeed and has faith in you even when you fail.




- Make a wall hanging using pictures (showing how you celebrated Father's Day).

➤ **5 June is celebrated as “World Environment Day”.**

- **Let's plant a tree and see it growing.**
- **We would appreciate if the plant is known to be an air purify plant like Areca palm , Aloe-Vera, Rubber plant , Snake plant , Spider plant.**
- **Use manageable pot which the child can keep in the classroom after summer vacation.**



English



Put the words in correct order



A) book has boy. The a

B) in. live house red a We



C) .cat My black is

D) your bike? this is



E) am! happy I


Cursive makes children smarter



Write the following lines in cursive writing in class notebook.

1. The bird is red.
2. He has a pumpkin.
3. I caught a butterfly.
4. Lotus is a beautiful flower.
5. Sun shines brightly.
6. Little drops of water.
7. Hard work is the key to the success.
8. We grow great by dreams.
9. Honesty is the best policy.
10. My mother loves me a lot.





2 बिन्दुओं को जोड़ते हुए वर्णमाला पूर्ण कीजिए और अँगुलियों की छाप से मछली में रंग भरकर उसे सुंदर बनाइए।



NOUNS



Put the word in the correct box

 Persons	 Places	 Thing	 Animals

DOG	GOA	MAN	PEN	PARK	HAT
CAT	BOY	FARM	BEAR	BOOK	JUDGE

Patterns



Complete the pattern by drawing pictures!

Cloud, Sun, Cloud, [] [] []

Star, Moon, Star, [] [] []

Fish, Fish, Fish, [] [] []

Circle, Two overlapping circles, Circle, [] [] []

Tennis ball, Tennis racket, Tennis ball, [] [] []

Stick figure boy, Stick figure girl, Stick figure boy, [] [] []

Die with 1 dot, Die with 2 dots, Die with 3 dots, [] [] []